



# GP400

## Vehicle Master Controller

### Product Highlights


- CANbus enabled vehicle controller
- IC & Battery Powered Vehicles
- Commonly applied as Electric Boom and Scissor Lift Control System
- High I/O count...All types...High Side Digital Outputs, Analog, PWM, Digital Inputs, programmable I/O

The **GP400** Electronic Control Module provides full functionality for control of a boom or scissor lift vehicle, including tilt, overload, and automatic outrigger functions.

Its built-in I/O may be expanded with additional CAN-connected modules to create a complete control system for any machine while reducing wiring.

Examples of complete GP400 - based **Trionic** Control Systems include:

- **GP400** alone for a simple IC machine
- **GP400** + P600 + Matrix for a 48v electric scissor
- **GP400** + P440 + P600 + SEM Power for full-featured electric boom
- **GP400** + P440 + CAN Angle for full-featured IC boom with oscillating axle



TRIONIC  
Vehicle controls

### General Features

- Provides protected high side outputs
- Provides PWM outputs
- Provides fail-safe high side outputs
- Integral vehicle tilt transducer, indicates tilted vehicle with optional cutout
- CANbus interface
- RS232 connection to hand-held "EZcal" for calibration and diagnostics
- "FLASH" memory allows configuration to specific customer needs
- Failsafe functionality to comply with EN 954-3
  - Series-wired dual output switches from independent microprocessors
  - Detects short-circuit output switches

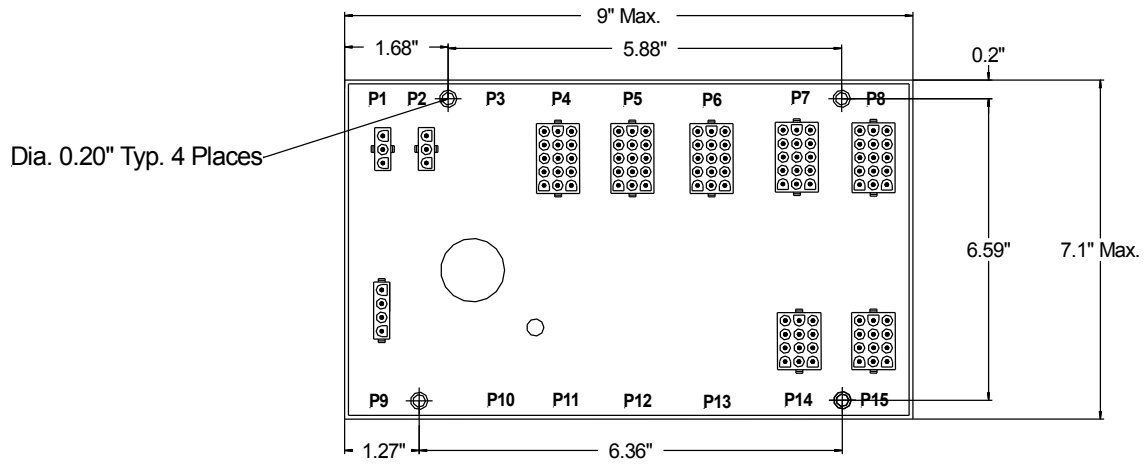
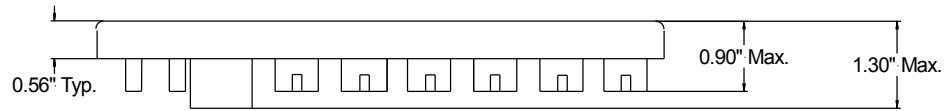
### Technical Data

Power Supply	12/24V		8.5 VDC – 33 VDC
High Side Output	24	protected	
PWM Output (high side)	8	protected	
"Failsafe" Outputs (high side)	4	protected	series-wired separately controlled drivers
Positive Digital Inputs	28	1.25KΩ imp.	
Programmable I/O	8		Can be high side outputs or inputs
Negative Digital Input	3	1.25KΩ imp.	For chassis grounded sensor
Analog Inputs	9	protected	0 to 5 V
Integral Tilt Sensor	+/- 0 to 10°	$\sqrt{(x+y)}$	
Water Proof	IP 67		
Working Temperature	-40 + 60°C		
Overall Dimensions	9.0" x 7.1" x 1.3"		L x W x H
	229 x 181 x 33 mm		



# GP400 Vehicle Master Controller

## Dimensions



*Overall Dimensions*  
9.0 x 7.1 x 1.3  
229 x 181 x 33 mm

## Mounting Instructions

- The module should be installed vertically as shown below
- Recommended fastening torque: 8lbs/inch

